

Attractive client footprint, distribution and market share



No. 1 Retail AM Germany ^[1]

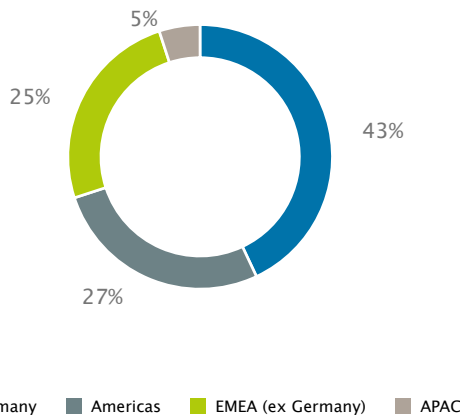


No. 2 ETF / ETP Europe ^[2]



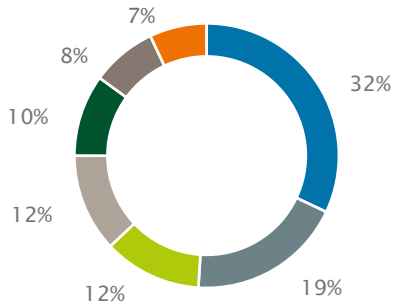
No. 3 ESG Investment in Germany ^[3]

EUR 719bn Assets under Management source by geography



Note: AuM breakdown as at June 30, 2019.

End of interactive start
EUR 719bn Assets under Management by asset class






~182
Funds with 4&5 MS stars ^[5]

Active Fixed Income Passive Active Equity Alternatives
Active SQI* Cash Active Multi Asset

*Systematic & Quantitative Investments | Note: AuM breakdown as at June 30, 2019

1. [^] BVL Statistics mutual funds (February 2019).

2. [^] ETFGI (March 2019)

3. [^](#)  Broadridge, by AuM of funds that use a positive screen to select investments incl. best-in-class approach or an engagement approach, as of December 2018
4. [^](#)  Broadridge, by AuM (March 2019)
5. [^](#)  Morningstar (as of June 30, 2019); Copyright © 2019 Morningstar Inc. All Rights Reserved. The information contained herein: (a) is proprietary to Morningstar; (b) may not be copied or distributed; and (c) is not warranted to be accurate, complete or timely. Neither Morningstar nor its content providers are responsible for any damages or losses arising from any use of this information. Past performance is no guarantee of future results.

DWS Group GmbH & Co KGaA may be referred to as "DWS KGaA" throughout this website.